



- **PSB-10:** switching stabilized power supplies with fixed output voltage, for mounting into an installation box.
  - PSB-10-12 - stabilized power supply 12V/10W.
  - PSB-10-24 - stabilized power supply 24V/10W.
- **PS-10:** switching stabilized power supplies with fixed output voltage, version 1-module.
  - PS-10-12 - stabilized power supply 12 V/10 W.
  - PS-10-24 - stabilized power supply 24 V/10 W.
- **PS-30:** switching stabilized power supplies, version 3-module.
  - PS-30-12 - stabilized power supply with fixed output voltage 12V/30W.
  - PS-30-24 - stabilized power supply with fixed output voltage 24V/30W.
  - PS-30-R - stabilized regulated power supply 12-24 V/30 W.
- **PS-100:** stabilized power supply with fixed output voltage, version 6-module.
  - PS-100-12 - stabilized power supply 12 V/100 W.
  - PS-100-24 - stabilized power supply 24 V/100 W.
- Output current is limited by electronic fuse, in case maximal current is exceeded, the device switches off and after a shot time interval it again switches on.
- Indication of output voltage by green LED on front panel (except PSB-10).
- Temperature protection - if temperature is exceeded, the device switches off and after cooled down, it switches on again.

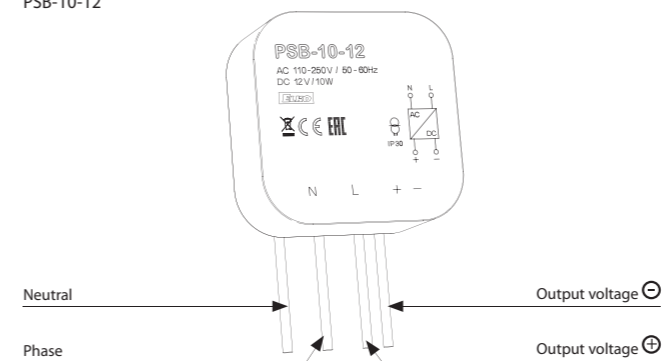
EAN code

PSB-10-12:	8595188145022	PS-30-12V:	8595188137966
PSB-10-24:	8595188143783	PS-30-24V:	8595188139045
PS-10-12V:	8595188139052	PS-30-R:	8595188136655
PS-10-24V:	8595188139069	PS-100-12V:	8595188137195
		PS-100-24V:	8595188139021

Technical parameters	PSB-10-12	PSB-10-24	PS-10-12	PS-10-24	PS-30-12	PS-30-24	PS-30-R	PS-100-12	PS-100-24
<b>Input</b>									
Voltage range:	AC 110 - 250 V / 50 - 60 Hz		AC 184 - 250 V / 50 - 60 Hz		AC 100 - 250 V / 50 - 60 Hz			AC 100 - 250 V / 50 - 60 Hz	
Burden without load (max.):	3 VA / 0.5 W		5 VA / 2 W		9 VA / 1 W	10 VA / 1.5 W	10 VA / 1.7 W	12 VA / 2 W	
Burden with full load (max.):	26 VA / 13 W		25 VA / 13 W		70 VA / 37 W			195 VA / 121 W	
Protection:	x		fuse T1A		fuse T2A			fuse T 3.15A	
<b>Output</b>									
Output voltage DC / max. current:	12 V / 0.84 A	24 V / 0.42 A	12.2 V / 0.84 A	24.2 V / 0.42 A	12.2 V / 2.5 A	24.2 V / 1.25 A	12.2 V / 2.5 A	12.2 V / 8.4 A	24.2 V / 4.2 A
Tolerance of output voltage:	± 2 %		± 2 %		± 2 %			± 3 %	
Output indication:	x		green LED						
Wave of off-load output voltage:	40 mV		80 mV		30 mV		40 mV		1 V
Wave of output voltage with max load:	380 mV		20 mV		80 mV		500 mV		40 mV
Time delay after connection:	max. 1s		max. 1s		max. 5s		max. 1s		max. 3s
Time delay after over-load:	max. 1s		max. 1s		max. 1s			max. 0.5s	
Efficiency:	> 75 %		> 75 %		> 82 %		> 81 %		>82 %
Electronic fuse:	electronic protections short-circuit, over load, over voltage (from 120% of rated output)								
<b>Other information</b>									
Working humidity:	20 .. 90% RH								
Operating temperature:	-20 °C to +40 °C (-4 °F to 104°F)								
Storage temperature:	-40 °C to +85 °C (-40 °F to 185 °F)		-40 °C to +85 °C (-40 °F to 185 °F)		-25 °C to +70 °C (-13 °F to 158 °F)			-40 °C to +85 °C (-40 °F to 185 °F)	
Electrical strength input- output:	4kV								
Protection degree:	IP 30		IP40 device/ IP20 in-built in distribution board						
Overvoltage category:	II.								
Polution degree:	2								
Max. cable size (mm <sup>2</sup> ):	x		solid wire max. 1x 2.5 or 2x 1.5 / with sleeve max. 1x 1.5 (AWG 12)						
Connection wires:	solid wire CY, 4x 0.75mm <sup>2</sup> (AWG 18), 90 mm (3.5")		x						
Dimensions:	48 x 48 x 21 mm (1.9 x 1.9 x 0.8")		90 x 17.6 x 64 mm (3.5" x 0.7" x 2.5")		90 x 52 x 65 mm (3.5" x 2.1" x 2.6")			90 x 105 x 65 mm (3.5" x 4.1" x 2.6")	
Weight:	70 g (2.5 oz)	70 g (2.5 oz)	62 g (2.1 oz.)	62 g (2.1 oz.)	155 g (5.5 oz.)	157 g (5.5 oz.)	157 g (5.5 oz.)	367 g (12.9 oz.)	367 g (12.9 oz.)
Standards:	EN 61204-1, EN 61204-3, EN 61204-7								

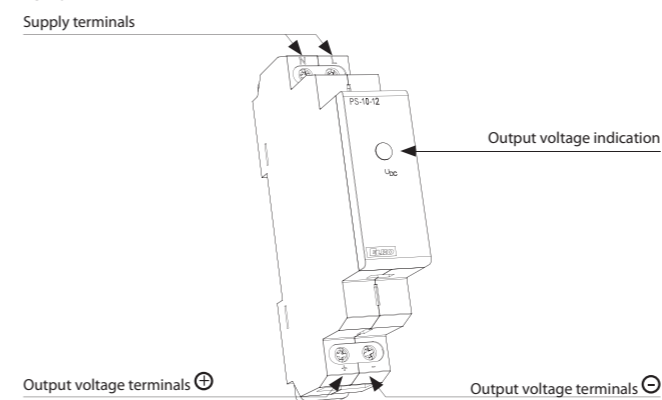
Device description

PSB-10-12

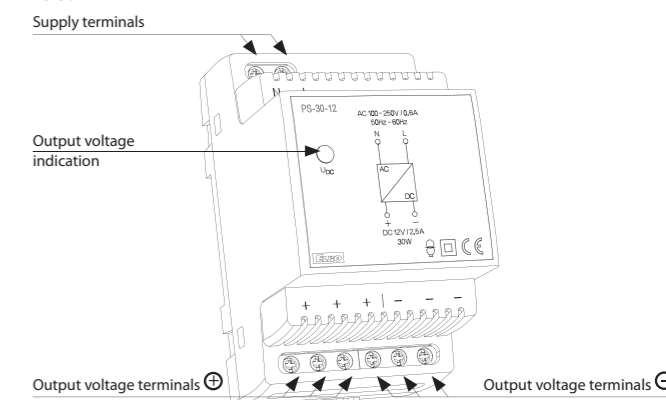


PSB-10-12 / PSB-10-24 designated for installation into an installation box. Suitable for controlling of lighting sources, thermo valves, shutter engines, etc.

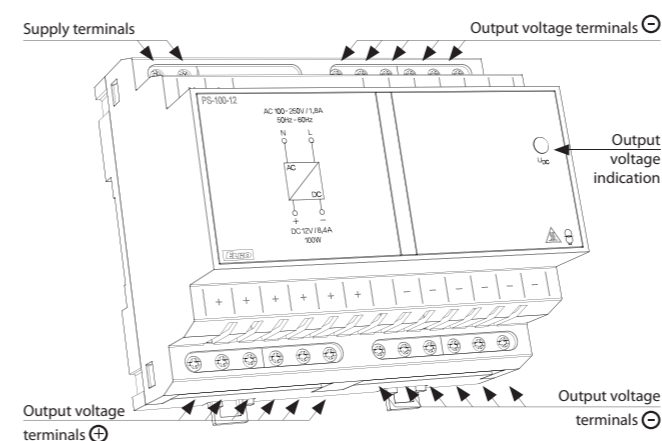
PS-10-12



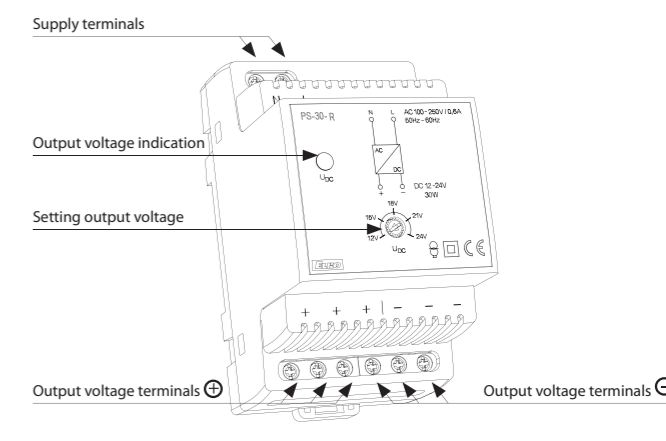
PS-30-12



PS-100-12



PS-30-R



Connection

